



THE LING SIX SOUND CHECK

What Is the Ling Six Sound Check?

A behavioral listening check to determine a cochlear implant's effectiveness.

The sounds *ah*, *ee*, *oo*, *sh*, *s*, and *mm* indicate a child's ability to detect all aspects of speech as these six sounds encompass the frequency range of all phonemes.

This check can be used to determine what sounds the student is able to detect, discriminate, and identify.

Task	Description
Detection	Recognizing the presence or absence of sound
Discrimination	Discerning if two or more sounds are the same or different
Identification	Reproducing a sound or pointing to a picture of the sound heard


If the child has the ability to hear to:

- 1,000 Hz—should hear the three vowel sounds *ah*, *ee*, and *oo*, spoken in a quiet voice at a distance of at least five yards.
- 2,000 Hz—should also hear the sound *sh*.
- 4,000 Hz—should detect *s*, from a distance of at least one to two yards.

Six-Sound Speech Test Instructions

For Schoolchildren	For a Very Young Child
1. Position the listener one to two yards from you, and ask him/her to "listen."	1. For a very young child you will need to teach detection through a behavioral response.
2. If this is the first time the person has completed the task, demonstrate what is expected.	2. Use of real objects to represent each of the Ling Sounds is recommended, using the pictures on the cards as recommendations (e.g., ghost, airplane).
3. Using a normal conversational level, present each of the sounds through listening alone.	3. While giving the child a quiet distraction, provide a long baseline of silence and then make one of the Ling sounds through audition alone and without any toys.
4. Occasionally say nothing while doing the test. This way, a listener learns that it is okay to say that he/she does not hear anything. Remember to present the Ling Sounds in a random order so the child doesn't learn the pattern of presentation.	4. If the child looks, repeat the sound without showing the object. When you have the child's attention, first through listening, reinforce his attention by showing the corresponding toy and then repeating the sound again; provide waiting time so the child can process the sound.
5. If the child is able to detect the sounds, progress to a discrimination task and then an identification task by asking the child to point to the correct picture. The goal is to have the child naturally repeat the Ling Sound.	5. After a few minutes, say another sound and present the corresponding toy in the same way. Present all the Ling Sounds as long as you can maintain the child's attention. If attention is poor, change tasks and try again.


ah



oo




eeee



sh



ssss



mmm

